

As at July 31, 2022

**Key Data**

|                       |               |
|-----------------------|---------------|
| <b>Fund Type</b>      | U.S. Equity   |
| <b>Inception Date</b> | Jan 7 2009    |
| <b>Fund Assets</b>    | \$309 Million |
| <b>Distributions</b>  | Paid Monthly  |

**Risk Tolerance**



**Fund Codes**

| Series | Code | Charge    |
|--------|------|-----------|
| A      | 107  | front-end |

**Distribution and MER**

| Series | Dist.(\$) | MER(%) |
|--------|-----------|--------|
| A      | 0         | 2.44   |

Distributions represent the annual distributions paid during 2021. MER reflected is for March 31, 2022 and includes GST/HST. Effective June 15, 2022, the management fee and/or the fixed administration fee were lowered, which will result in a lower MER.

**Key Reasons To Invest In This Fund**

- Long-term capital growth.
- Exposure to U.S. markets.
- Medium tolerance for risk.

**How Your Money Is Managed**

The U.S. growth equities investment specialist normally holds a core position of between 20 and 30 common stocks. This may vary occasionally when they are accumulating new positions, phasing out and replacing existing positions, or responding to exceptional market conditions. They follow a growth investment style and invest primarily in large cap stocks. They select securities by combining elements of “top-down” macroeconomic analysis with “bottom-up” company and stock selection. Diversification is achieved through investments in a variety of sectors across the U.S. market. Depending on the prevailing market conditions, Counsel U.S. Growth may also invest in U.S. fixed income securities and equity and fixed income securities of issuers anywhere in the world.

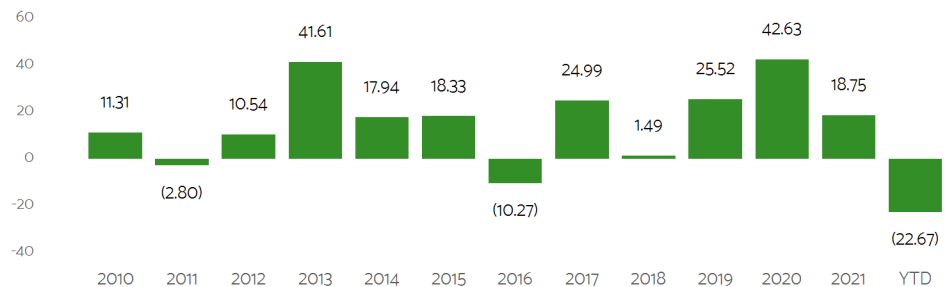
**Investment Specialist**

One of the most important factors for Portfolio success is having the ideal investment specialist for your investment. The investment specialist selected for Counsel U.S. Growth is Marsico Capital Management LLC.

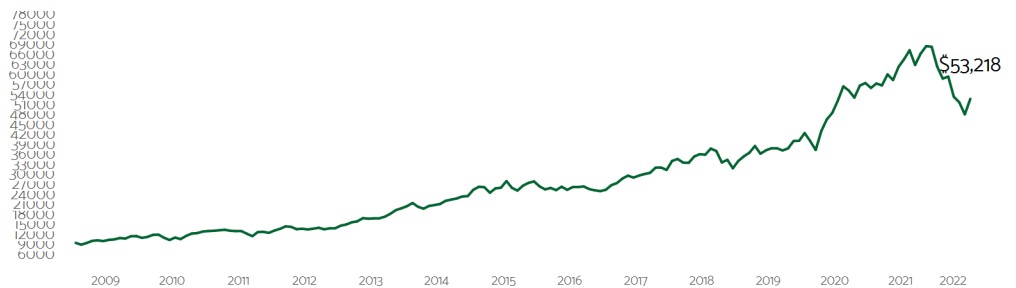
**Performance (%) Compound Returns**

| Period          | 1 mth | 3 mth  | 6 mth   | 1 yr    | 3 yr  | 5 yr  | 10 yr | Inception Return | Start Date |
|-----------------|-------|--------|---------|---------|-------|-------|-------|------------------|------------|
| <b>Series A</b> | 9.64  | (1.18) | (15.36) | (18.23) | 11.50 | 12.01 | 14.25 | 13.02            | 1/14/2009  |

**Performance (%) Calendar Year Returns**

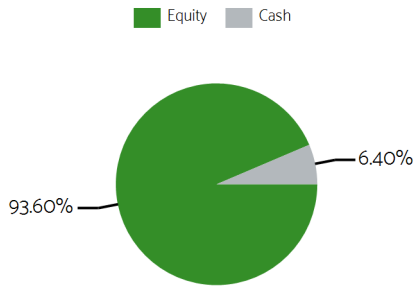


**Historical Performance (\$) Current Value of a \$10,000 Investment**

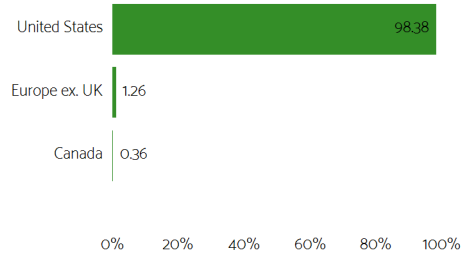


### Your Investment Mix

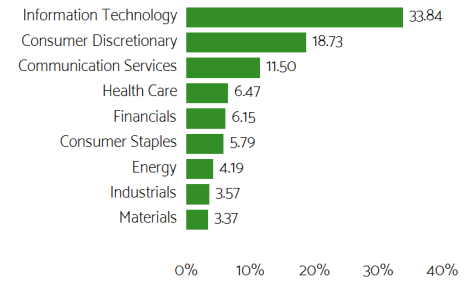
#### Asset Class Mix



#### Effective Regional Allocation



#### Effective Equity Sector Allocation



### Top 10 Holdings As at May 31, 2022

| Effective Holdings                       | % of NAV |
|--|----------|
| Amazon.com Inc.                          | 8.90     |
| Microsoft Corp.                          | 8.50     |
| Lululemon Athletica Inc. [US Shares]     | 6.86     |
| Apple Inc.                               | 5.76     |
| T-Mobile USA Inc.                        | 5.40     |
| The Blackstone Group Inc. Class A        | 4.84     |
| The Sherwin-Williams Co.                 | 4.05     |
| Alphabet Inc. Class A                    | 3.87     |
| Visa Inc. Class A                        | 3.81     |
| United Parcel Service Inc. (UPS) Class B | 3.64     |

Commissions, trailing commissions, management fees and expenses all may be associated with mutual fund investments. The indicated rates of return are the historical annual compounded total returns including changes in unit value and reinvestment of all distributions and do not take into account sales, redemption, distribution or optional charges or income taxes payable by any securityholder that would have reduced returns. Mutual funds are not guaranteed, their values change frequently, and past performance may not be repeated.

For information on the Portfolio or the underlying Counsel funds, please read the Fund Facts, Simplified Prospectus and/or other reporting documents before investing, available at [www.counselservices.com](http://www.counselservices.com).